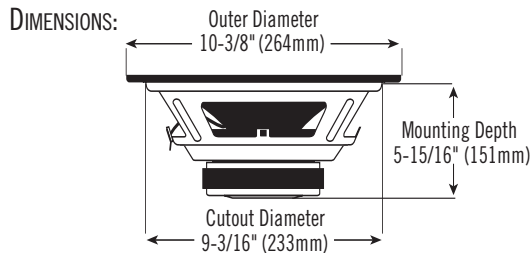


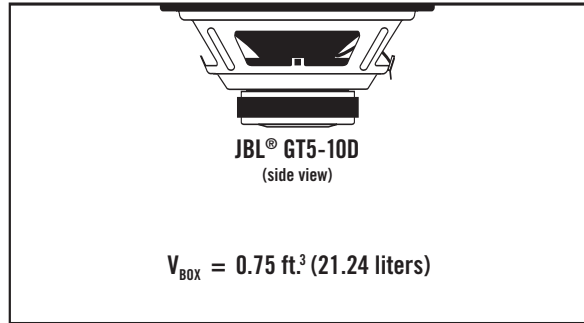
GT5-10D 10" Woofer – Technical Data

SPECIFICATIONS

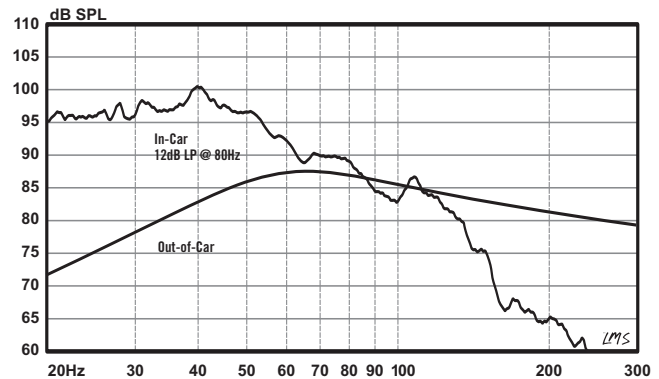
DIAMETER:	10" (250mm)
SENSITIVITY (2.83V @ 1M):	91dB
POWER HANDLING:	275W _{RMS} 1100W _{PEAK}
FREQUENCY RESPONSE:	30Hz – 500Hz
NOMINAL IMPEDANCE:	2 or 8 OHMS
VOICE-COIL DIAMETER:	2" (51mm)



SEALED BOX VOLUME (INCLUDES DRIVER DISPLACEMENT)



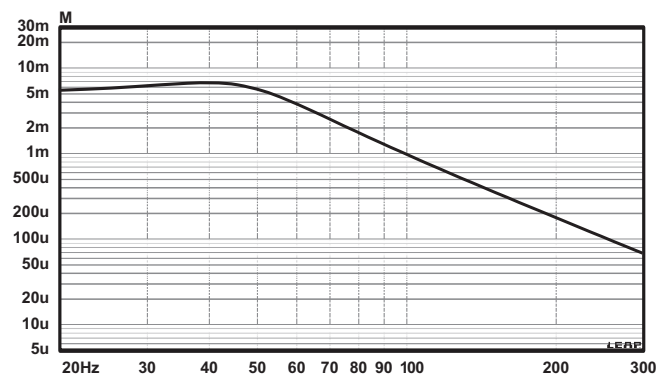
SEALED ENCLOSURE FREQUENCY RESPONSE @ 2.83V



THIELE-SMALL PARAMETERS (COILS CONNECTED IN PARALLEL)

VOICE-COIL DC RESISTANCE:	R_{EVC} (OHMS)	1.80
VOICE-COIL INDUCTANCE @ 1kHz:	L_{EVC} (MH)	1.10
DRIVER RADIATING AREA:	S_D (IN ²)	53.6
	S_D (M ²)	346.00
MOTOR FORCE FACTOR:	BL (TM)	9.70
COMPLIANCE VOLUME:	V_{AS} (FT ³)	0.92
	V_{AS} (LITERS)	25.9
SUSPENSION COMPLIANCE:	C_{MS} (µM/N)	152.00
MOVING MASS, AIR LOAD:	M_{MS} (GRAMS)	171.00
MOVING MASS, DIAPHRAGM:	M_{MD} (GRAMS)	167.00
FREE-AIR RESONANCE:	F_S (Hz)	31.00
MECHANICAL Q:	Q_{MS}	9.30
ELECTRICAL Q:	Q_{ES}	0.64
TOTAL Q:	Q_{TS}	0.59
MAGNETIC-GAP HEIGHT:	H_{AG} (IN)	0.315
	H_{AG} (MM)	8.00
VOICE-COIL HEIGHT:	H_{VC} (IN)	0.83
	H_{VC} (MM)	36.4
MAXIMUM EXCURSION:	X_{MAX} (IN)	0.56
	X_{MAX} (MM)	14.2

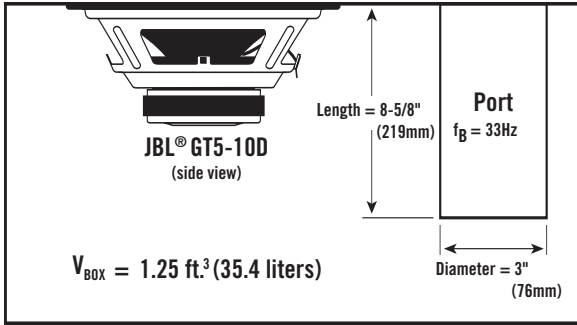
SEALED ENCLOSURE CONE EXCURSION @ 275W



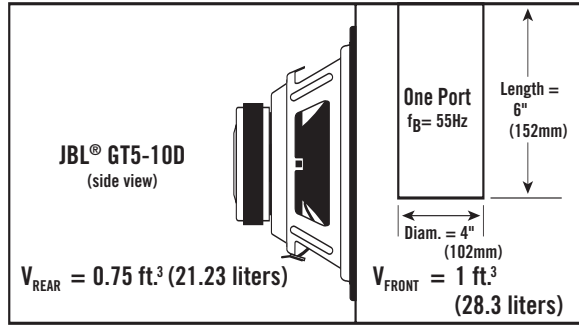


GT5-10D 10" Woofer – Technical Data

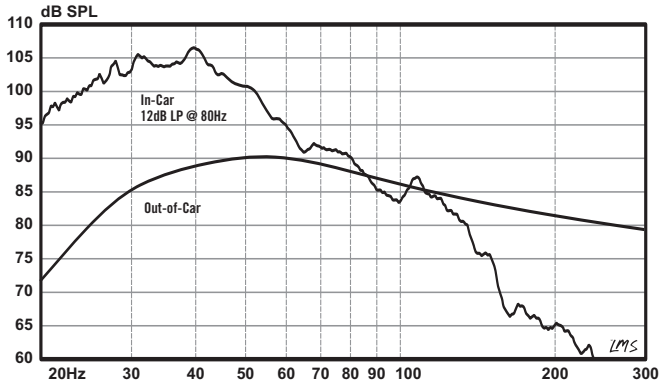
VENTED BOX VOLUME (INCLUDES DRIVER/PORT DISPLACEMENTS)



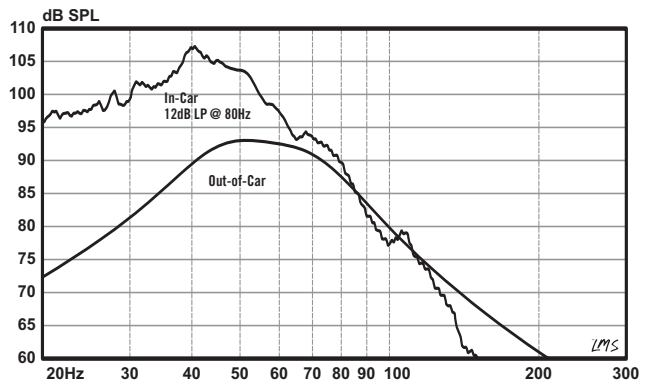
BAND-PASS BOX VOLUME (INCLUDES DRIVER/PORT DISPLACEMENTS)



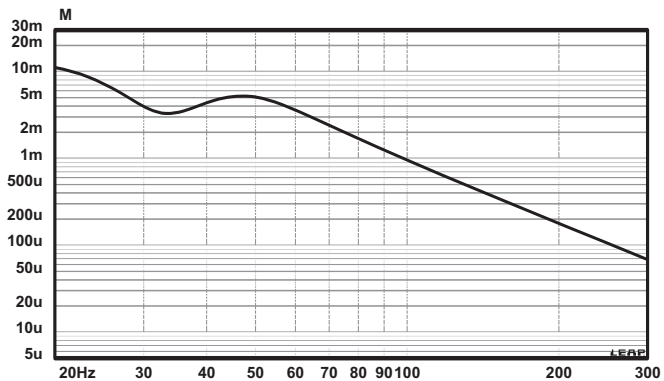
VENTED ENCLOSURE FREQUENCY RESPONSE @ 2.83V



BAND-PASS ENCLOSURE FREQUENCY RESPONSE @ 2.83V



VENTED ENCLOSURE CONE EXCURSION @ 275W



BAND-PASS ENCLOSURE CONE EXCURSION @ 275W

